

LUCKY DIP QUILT CHALLENGE

Join in the fun with the
Waverley Patchworkers
'Lucky Dip' quilt challenge!

The 'lucky dip' quilt challenge will run for 6 months. The quilt is made up of 9 blocks (at least 10' in size) with 12 various 'random actions' resulting in a small quilt.

The 12 quilt actions (3 per month) will be published in the June, July, August and September newsletters. The first steps are to choose fabrics and make the initial blocks.

FABRICS;-

Choose a limited number of patterned, two toned or plain fabrics to make the initial blocks.

Choose extra fabrics for the random actions that follow.

If you need help with colours consider one of the following colour schemes;-

- 3 of the same colour in light, medium and dark values.
- 3 triadic colours (form a triangle on the colour wheel) with different values ie;- blue, green, orange / pink, orange, green.
- 3 analogous colours (next to each other on the colour wheel) with different value ie aqua, blue, purple / orange, yellow, light green.




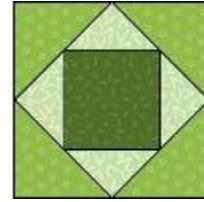

INSTRUCTIONS;-

Make 9 pieced blocks;-

- 3 nine patch blocks
- 3 square in a square blocks
- 3 log cabin blocks

OR any blocks you might like to make. You will need 9 blocks in total.

Make the blocks at least 10" or larger, keeping in mind that there will be a series of actions to cut them up.



At the May, June, Winter Warmer and August meetings, the random actions will be drawn from the 'lucky dip' to determine the 3 random actions. Look out for the June newsletter for the first set of 3 actions and instructions on how to carry out the actions.

Take a picture of the initial 9 blocks before you start and pictures of changes you make each month. Along the way blocks will not be 'square' and the method may be 'messy'.

Your interpretation of the random actions makes your quilt unique. Each quilt will be different. Trust your quilting instincts. Have fun and enjoy the patchwork process.

The final part of the challenge will be to sew it all together, possibly with a border or two and quilt as desired.



Jacie Malseed's quilt challenge